



Grove Square

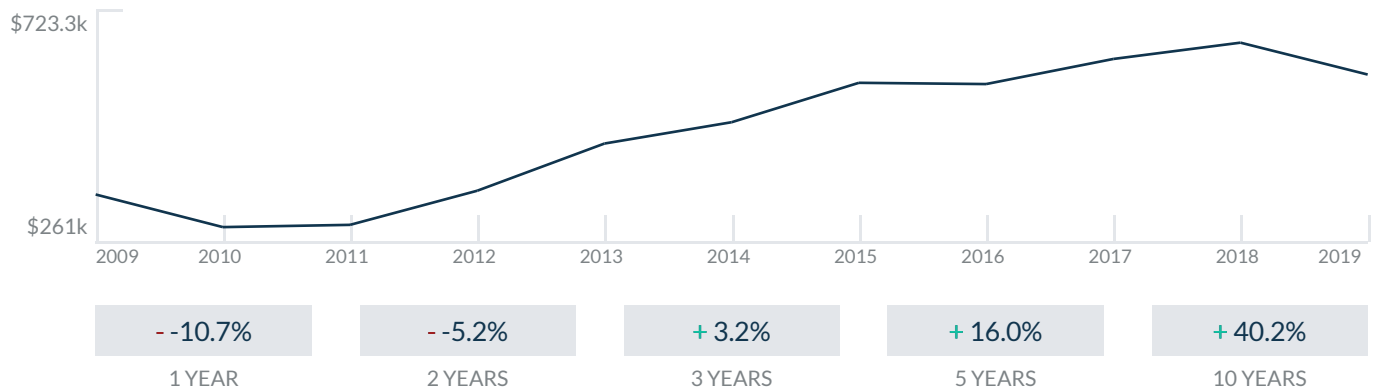
2801 Florida Ave
Miami, FL 33133

Every month we compile this comprehensive market report focus on Grove Square in this convenient and easy to read format. Our data comes from more than six different sources including MLS Associations, County Offices and Financial Institutions. Get this report for free every month on our website grovesquarecondosforsale.com.

Property Stats

POSTAL CODE 33133

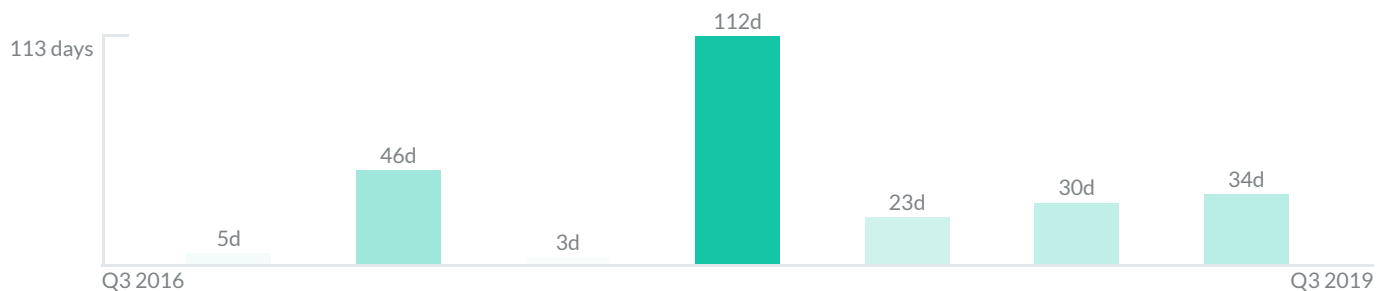
The property stats graph represents the median price evolution since ten years in your postal code area.



Similar Properties

DAYS ON THE MARKET

Everyday 3 months we monitor how many days it takes for similar properties to be sold. This is also a good indicator to know when to buy or sale!



Mortgage Rates

PER YEAR

Understanding mortgage economics is important when you want to buy with a loan. Below is the historical yearly average mortgage rates in the Unites States retrieved from Freddie Mac©

30 YEARS FIXED 4.4%



15 YEARS FIXED 3.9%



5/1-YEAR ADJUSTABLE 3.9%



Schools

CLOSEST

Having good schools nearby is important if you have kids or plan to rent or sell your home. Ratings are retrieved from the leading independent and nonprofit GreatSchools©

ELEMENTARY SCHOOL
Mater Grove Academy

10/10

MIDDLE SCHOOL
George Washington Carver Middle School

10/10

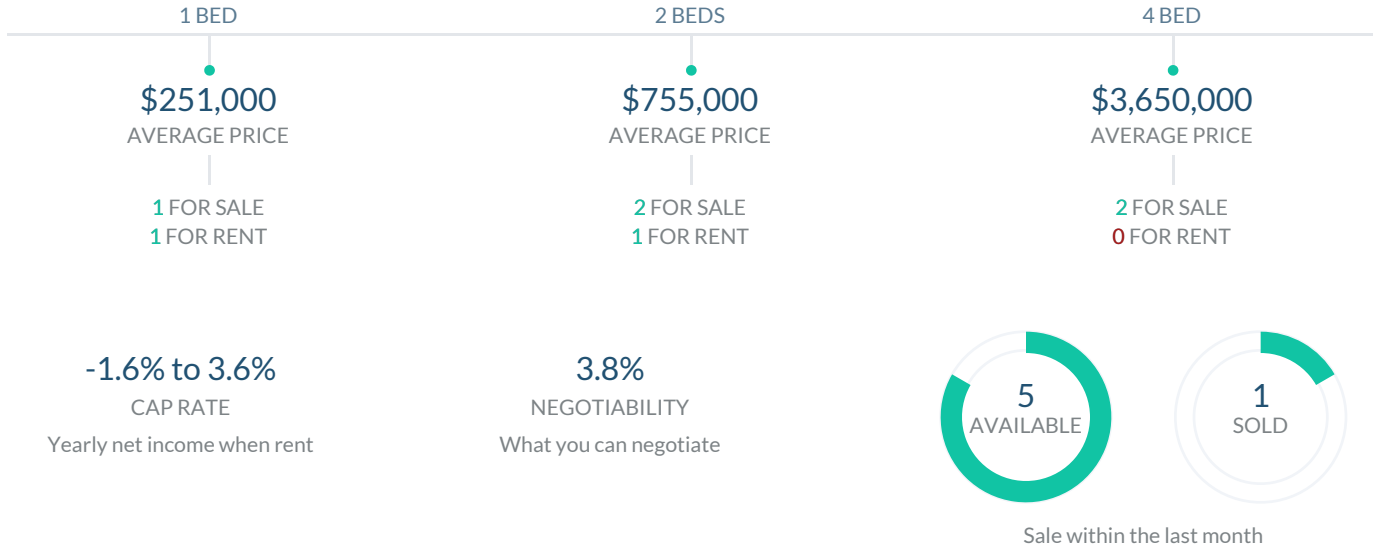
HIGH SCHOOL
Academy Of Arts & Minds

4/10

Insights

IN GROVE SQUARE







Below the average listing prices of available unit per property type.



Activity

SOLD OR RENTED

Below the latest transactions reported by the local MLS Association for Grove Square

 <p>\$239,000</p> <p>UNIT 215</p> <p>SOLD JUN 2019</p> <p>1 Bath 1 Bed</p>	 <p>\$1,600</p> <p>UNIT 440</p> <p>RENTED JUN 2019</p> <p>1 Bath 1 Bed</p>	 <p>\$290,000</p> <p>UNIT 231</p> <p>SOLD JUN 2019</p> <p>1 Bath 2 Beds</p>
 <p>\$2,100</p> <p>UNIT 417</p> <p>RENTED JUN 2019</p> <p>1 Bath 2 Beds</p>	 <p>\$1,350</p> <p>UNIT 237</p> <p>RENTED MAY 2019</p> <p>1 Bath 0 Beds</p>	 <p>\$1,850</p> <p>UNIT 208</p> <p>RENTED FEB 2019</p> <p>1 Bath 1 Bed</p>

Sold

LAST 20 PROPERTIES SOLD IN GROVE SQUARE

Unit	Price	Beds/Baths	\$/Sqft	Sqft	Buying Date	Days on Market
215	\$239,000	1/1	\$357.8	668	Aug 2019	42
231	\$290,000	2/1	\$419.7	691	Jul 2019	25
404	\$299,000	1/1	\$432.7	691	Nov 2018	30
410	\$349,000	2/1	\$430.9	810	Jun 2018	23
218	\$249,000	1/1	\$332.0	750	Sep 2017	112
406	\$250,000	1/1	\$361.8	691	Jan 2017	3
229	\$257,000	1/1	\$402.2	639	Dec 2016	29
223	\$229,900	1/1	\$378.7	607	Oct 2016	63
219	\$239,000	2/1	\$357.8	668	Aug 2016	5
429	\$229,900	1/1	\$359.8	639	Dec 2015	72
240	\$225,000	1/1	\$391.3	575	Nov 2015	0
415	\$219,900	1/1	\$307.1	716	Sep 2015	7
410	\$323,000	2/1	\$398.8	810	Aug 2015	70
412	\$234,900	1/1	\$328.1	716	Jul 2015	28
418	\$239,000	2/1	\$345.9	691	May 2015	148
N/A	\$239,999	1/1	\$320.0	750	Dec 2014	147
206	\$198,900	1/1	\$287.8	691	Oct 2014	33
222	\$217,900	1/1	\$273.1	798	Sep 2014	9
N/A	\$195,000	1/1	\$304.7	640	Sep 2014	23
210	\$212,500	1/1	\$318.1	668	Jul 2014	70

Rented

LAST 20 PROPERTIES RENTED IN GROVE SQUARE

Unit	Price	Beds/Baths	\$/Sqft	Sqft	Rented Date	Days on Market
440	\$1,600	1/1	\$2.5	640	Aug 2019	50
417	\$2,100	2/1	\$3.1	668	Jul 2019	43
237	\$1,350	0/1	\$3.2	418	Jun 2019	31
208	\$1,850	1/1	\$2.8	668	Apr 2019	44
439	\$1,500	1/1	\$2.2	668	Apr 2019	64
226	\$1,650	1/1	\$2.6	640	Jan 2019	41
222	\$1,995	1/1	\$2.5	798	Oct 2018	34
210	\$1,850	1/1	\$2.8	668	Aug 2018	42
237	\$1,350	0/1	\$3.2	418	Aug 2018	18
409	\$2,000	1/1	\$2.8	716	Aug 2018	40
433	\$2,000	1/1	\$2.9	691	Jul 2018	173
440	\$1,450	1/1	\$2.3	640	Jul 2018	49
210	\$1,850	1/1	\$2.8	668	May 2018	78
231	\$1,900	2/1	\$2.7	691	May 2018	61
240	\$1,725	1/1	\$3.0	575	Apr 2018	14
421	\$1,400	1/1	\$2.3	607	Apr 2018	10
438	\$1,325	0/1	\$2.6	515	Apr 2018	68
218	\$2,000	1/1	\$2.7	750	Apr 2018	115
208	\$1,850	1/1	\$2.8	668	Feb 2018	95
407	\$1,900	2/1	\$2.7	716	Feb 2018	35

Currently Listed

ACTIVE LISTINGS 1/1

Unit	Price	Beds/Baths	\$/Sqft	Sqft	Listing Date	Owner
PH-B	\$4,100,000	4/3	\$1,421.6	2884	Sep 2018	N/A
5A	\$3,199,000	4/5	\$890.6	3592	Dec 2018	N/A
240	\$1,750/mth	1/1	\$3.0	575	Jul 2019	N/A
302	\$629,900	2/2	\$468.7	1344	Jul 2019	N/A
417	\$2,100/mth	2/1	\$3.1	668	Aug 2019	N/A
428	\$250,500	1/1	\$391.4	640	May 2019	N/A
705	\$880,000	2/2	\$673.8	1306	Jul 2018	N/A