



Grove Square

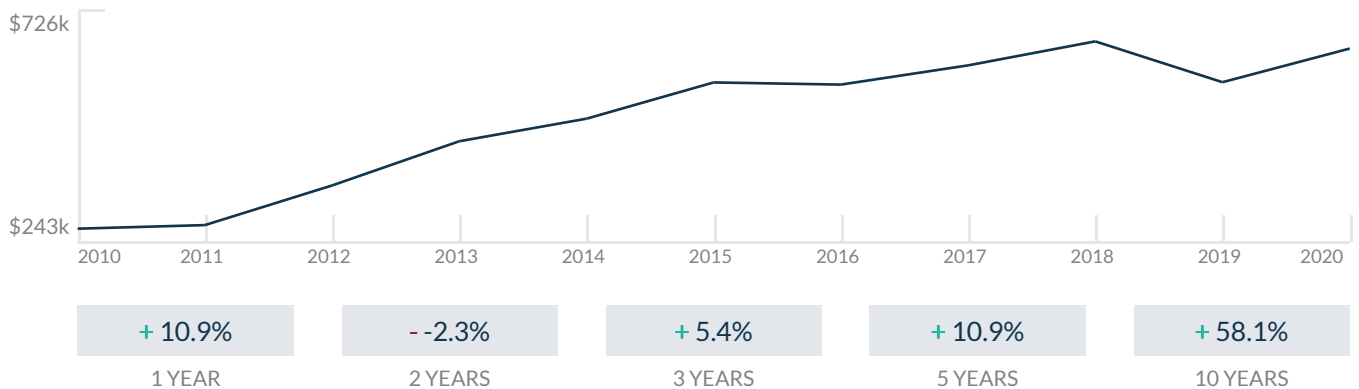
2801 Florida Ave
Miami, FL 33133

Every month we compile this comprehensive market report focus on Grove Square in this convenient and easy to read format. Our datas comes from more than six different sources including MLS Associations, County Offices and Financial Institutions. Get this report for free every month on our website grovesquarecondosforsale.com.

Property Stats

POSTAL CODE 33133

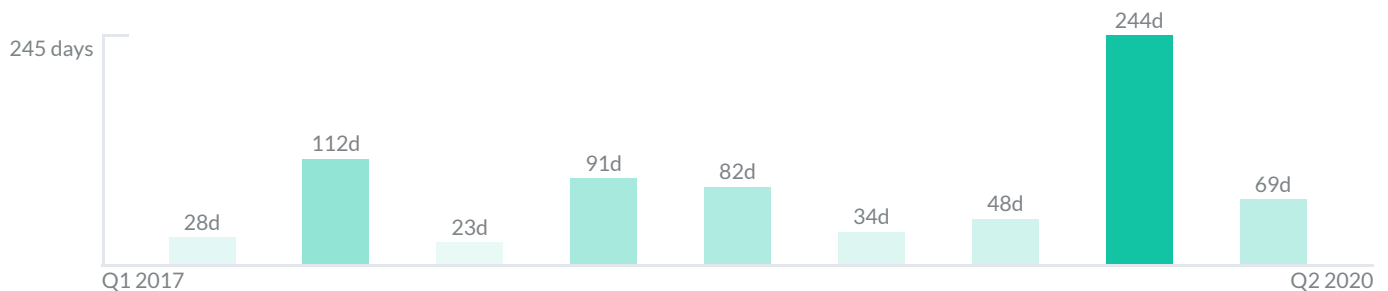
The property stats graph represents the median price evolution since ten years in your postal code area.



Similar Properties

DAYS ON THE MARKET

Everyday 3 months we monitor how many days it takes for similar properties to be sold. This is also a good indicator to know when to buy or sale!

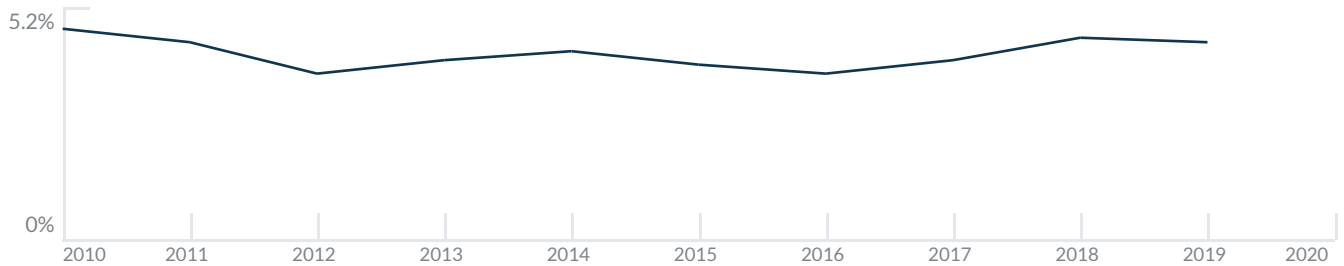


Mortgage Rates

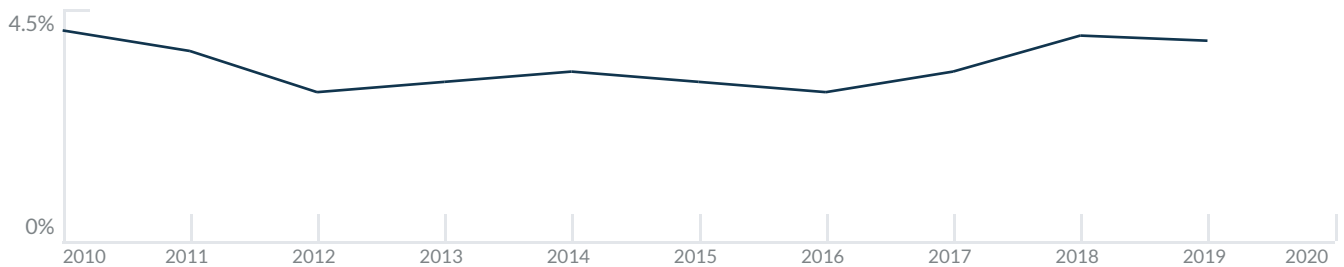
PER YEAR

Understanding mortgage economics is important when you want to buy with a loan. Below is the historical yearly average mortgage rates in the Unites States retrieved from Freddie Mac©

30 YEARS FIXED 4.4%



15 YEARS FIXED 3.9%



5/1-YEAR ADJUSTABLE 3.9%



Schools

CLOSEST

Having good schools nearby is important if you have kids or plan to rent or sell your home. Ratings are retrieved from the leading independent and nonprofit GreatSchools©

ELEMENTARY SCHOOL

Mater Grove Academy

10/10

MIDDLE SCHOOL

George Washington Carver Middle School

10/10

HIGH SCHOOL

Academy Of Arts & Minds

4/10

Insights

IN GROVE SQUARE

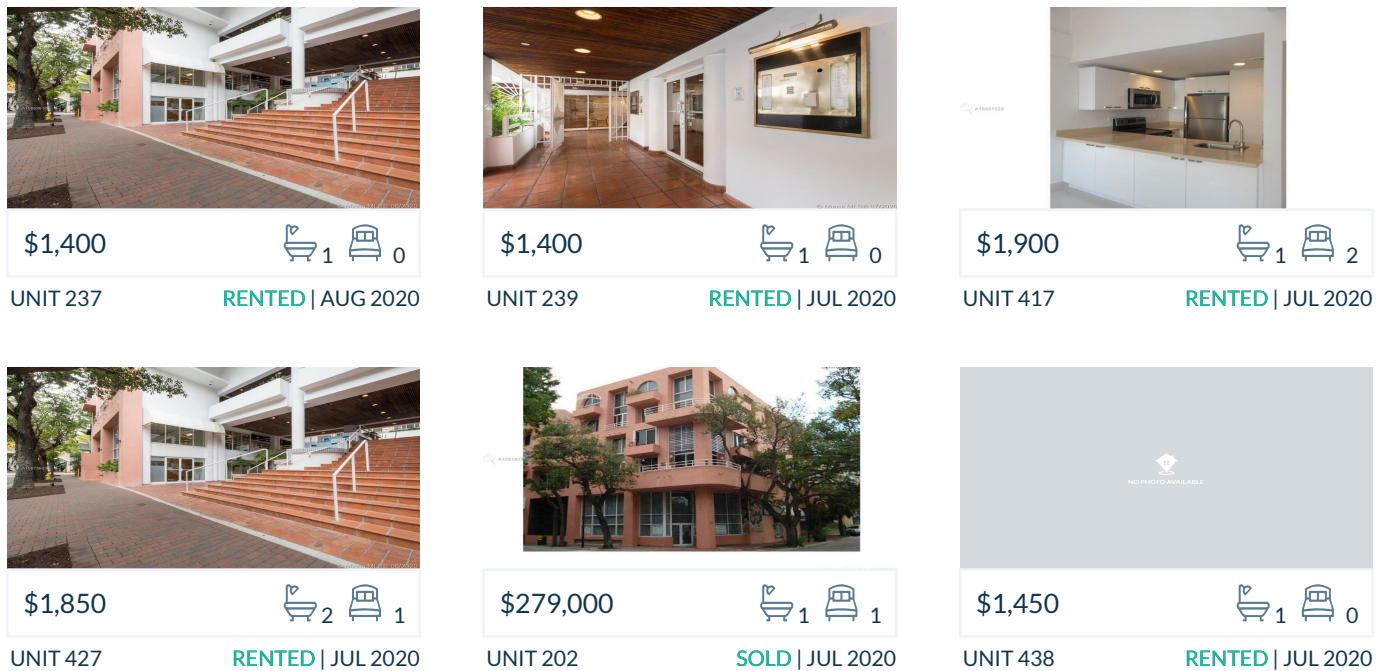
Below the average listing prices of available unit per property type.



Activity

SOLD OR RENTED

Below the latest transactions reported by the local MLS Association for Grove Square



Sold

LAST 20 PROPERTIES SOLD IN GROVE SQUARE

Unit	Price	Beds/Baths	\$/Sqft	Sqft	Buying Date	Days on Market
202	\$279,000	1/1	\$369.0	756	Jun 2020	82
18-J	\$699,000	0/0	N/A	N/A	May 2020	56
428	\$240,000	1/1	\$375.0	640	Feb 2020	244
222	\$300,000	1/1	\$375.9	798	Dec 2019	48
215	\$239,000	1/1	\$357.8	668	Aug 2019	42
231	\$290,000	2/2	\$419.7	691	Jul 2019	25
404	\$299,000	1/1	\$432.7	691	Nov 2018	30
N/A	\$4,900	0/0	N/A	N/A	Nov 2018	134
426	\$1,475	1/1	\$2.6	575	Jul 2018	91
410	\$349,000	2/2	\$430.9	810	Jun 2018	23
218	\$249,000	1/1	\$332.0	750	Sep 2017	112
218	\$249,000	1/1	\$332.0	750	Sep 2017	112
426	\$1,500	1/1	\$2.6	575	Mar 2017	78
406	\$250,000	1/1	\$361.8	691	Jan 2017	3
406	\$250,000	1/1	\$361.8	691	Jan 2017	3
229	\$257,000	1/1	\$402.2	639	Dec 2016	29
229	\$257,000	1/2	\$402.2	639	Dec 2016	29
223	\$229,900	1/1	\$378.7	607	Oct 2016	63
223	\$229,900	1/1	\$378.7	607	Oct 2016	63
J	\$4,250	0/0	N/A	N/A	Aug 2016	184

Rented

LAST 20 PROPERTIES RENTED IN GROVE SQUARE

Unit	Price	Beds/Baths	\$/Sqft	Sqft	Rented Date	Days on Market
237	\$1,400	0/1	\$3.3	418	Aug 2020	62
239	\$1,400	0/1	\$3.5	400	Jul 2020	14
417	\$1,900	2/1	\$2.8	668	Jul 2020	21
427	\$1,850	1/2	\$2.7	691	Jun 2020	16
438	\$1,450	0/1	\$2.8	515	Jun 2020	22
402	\$1,850	1/1	\$2.4	756	Mar 2020	19
208	\$1,850	1/1	\$2.8	668	Mar 2020	17
421	\$1,700	1/1	\$2.8	607	Feb 2020	13
215	\$1,850	1/1	\$2.8	668	Nov 2019	24
217	\$1,800	1/1	\$2.7	668	Sep 2019	21
240	\$1,750	1/1	\$3.0	575	Sep 2019	52
440	\$1,600	1/1	\$2.5	640	Aug 2019	50
417	\$2,100	2/1	\$3.1	668	Jul 2019	43
237	\$1,350	0/1	\$3.2	418	Jun 2019	31
208	\$1,850	1/1	\$2.8	668	Apr 2019	44
439	\$1,500	1/1	\$2.2	668	Apr 2019	64
226	\$1,650	1/1	\$2.6	640	Jan 2019	41
222	\$1,995	1/1	\$2.5	798	Oct 2018	34
210	\$1,850	1/2	\$2.8	668	Aug 2018	42
237	\$1,350	0/1	\$3.2	418	Aug 2018	18

Currently Listed

ACTIVE LISTINGS 1/1

Unit	Price	Beds/Baths	\$/Sqft	Sqft	Listing Date	Owner
215	\$1,850/mth	1/1	\$2.8	668	Aug 2020	CYNTHIA PEL...
217	\$1,800/mth	1/1	\$2.7	668	Aug 2020	CARLA RIELY...
220	\$1,900/mth	2/1	\$2.5	750	Aug 2020	HELOISA MAR...
226	\$231,000	1/1	\$360.9	640	Jul 2020	DEAN DOMIN...
236	\$200,000	0/1	\$388.3	515	Aug 2020	HOWARD ME...
409	\$318,000	1/1	\$444.1	716	Jul 2020	MARGARITA...
424	\$2,000/mth	2/1	\$2.5	798	Aug 2020	ANDREA ROX...
705	\$750,000	2/2	\$633.4	1184	Aug 2020	FIORELLA CA...